MASSOLIT

Student Guide

Contents

What is MASSOLIT?	3
Creating an account on MASSOLIT	4
MASSOLIT User Dashboard	5
Teaching & Learning Tools	6
Tips on using MASSOLIT	8
Support	9

What is MASSOLIT?

MASSOLIT is an online educational resource made up of over 3,000 short video lectures. These lectures are curriculum mapped across 6 subjects; English Literature, History, Psychology, Philosophy, Classics & Ancient History and Government & Politics.

The lectures are delivered by university academics from the UK and overseas, and are filmed and edited by the MASSOLIT team for use in school. Lectures can be watched in class, set as homework, or used for independent study/revision. New content is added every month along with regular website updates to improve usability.

More than **3,000 lectures** across **six subjects**



English Literature



History



Philosophy

Classics & Ancient History

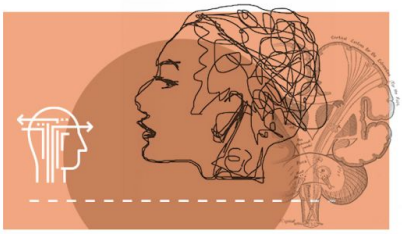

Psychology

Government & Politics

Creating a user login on MASSOLIT

There are multiple ways for accounts to be created on MASSOLIT such as; self registration, CSV upload and individual upload.

- A teacher or member of staff may have set up your account already. If so you will have been emailed your login credentials.

OR

- If you have been asked to self register please go to www.massolit.io/users/sign_up and complete the sign up form. You start by searching for your school and then enter your school-affiliated email address, followed by your name and a password of 6+ characters.
- You will then be sent an email to confirm your email address. Click the link in the email and you're good to go! (If the confirmation email does not arrive, check your junk/spam folder or contact your teacher for further instructions.)

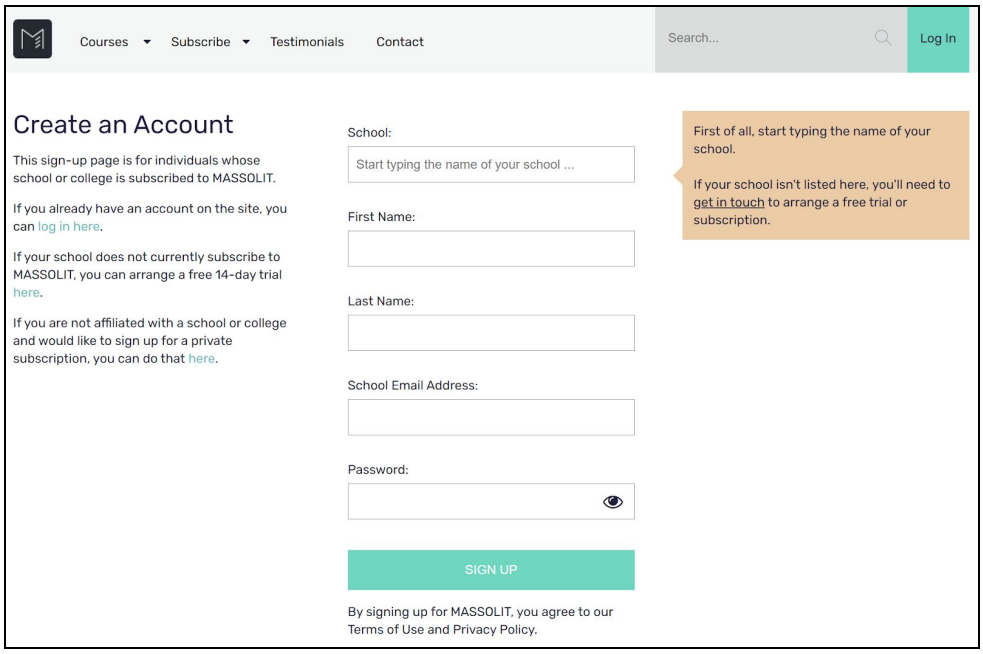

MASSOLIT User Dashboard

After signing in to MASSOLIT you will see the User Dashboard – this is the new homepage for signed in users. The User Dashboard is made up of several customisable elements:

MASSOLIT Daily:

MASSOLIT Daily is a regularly updated element designed to help you find courses you might not have watched yet. This element consists of three sections:

1. 'On This Day' includes some historical events that happen on the current date, along with a link to a relevant course on MASSOLIT.
2. 'In the News' includes a handful of recent news headlines and along with links to a relevant course where applicable.
3. 'Trivia' is just for a bit of fun! Three to five questions on topics covered by MASSOLIT.

My Tasks:
Tasks that have been assigned to you by your teacher(s) will appear on your User Dashboard. Active Tasks will be green, upcoming Tasks will be orange and expired Tasks will be grey. Click on a Task to expand it and see more information.

Continue watching:
Quick links to courses you have been watching recently.

Latest courses:
The latest new courses added to MASSOLIT.

Favourites:
Courses you have marked to watch again. Click the star next to a course to save as a Favourite.

Teaching and Learning Tools

MASSOLIT has various tools to help you get the most out of the site and its lectures.

Classes & Tasks:
Your teacher(s) can group you into a Class and assign you a Task. A Task is a selection of individual lectures that are to be watched by a given deadline. You may also receive email notifications when a new Task is assigned to you.

Your teacher(s) can also monitor your progress and check how much of each video you have watched.

Playlists:
Playlists are a collection of courses. There are curated Playlists created by the MASSOLIT team covering a wide range of topics, and you can also create your own.

Each Playlist has a unique URL, so you can share links to your Playlists with your teachers and friends.

Favourites:
When navigating the MASSOLIT website, you can click the star adjacent to a course title to 'favourite' it and save to your Favourites. A handful of your Favourites will be displayed on your User Dashboard too!

Notes:
There is a Notes tab underneath the video player that can be used as you watch a lecture. Notes are auto-saved and collated in My Notes for easy access later!

Referencing:
Citations are available for every lecture on MASSOLIT. Click the 'Cite' tab under the video player and copy the relevant citation. Available in APA and MLA styles.

Subtitles:

Subtitles are available on most courses, indicated by a 'CC' symbol in the search listing as well as on the video player itself.

Toggle subtitles on or off by clicking the 'CC' icon on the video player. You can also search the video transcript for key words or specific characters, and clicking on a specific line will jump you to the relevant part of the lecture!

Playback speed:

You can increase and decrease the speed of the videos. Decrease the speed to help with note taking, or increase to get through the content more quickly.

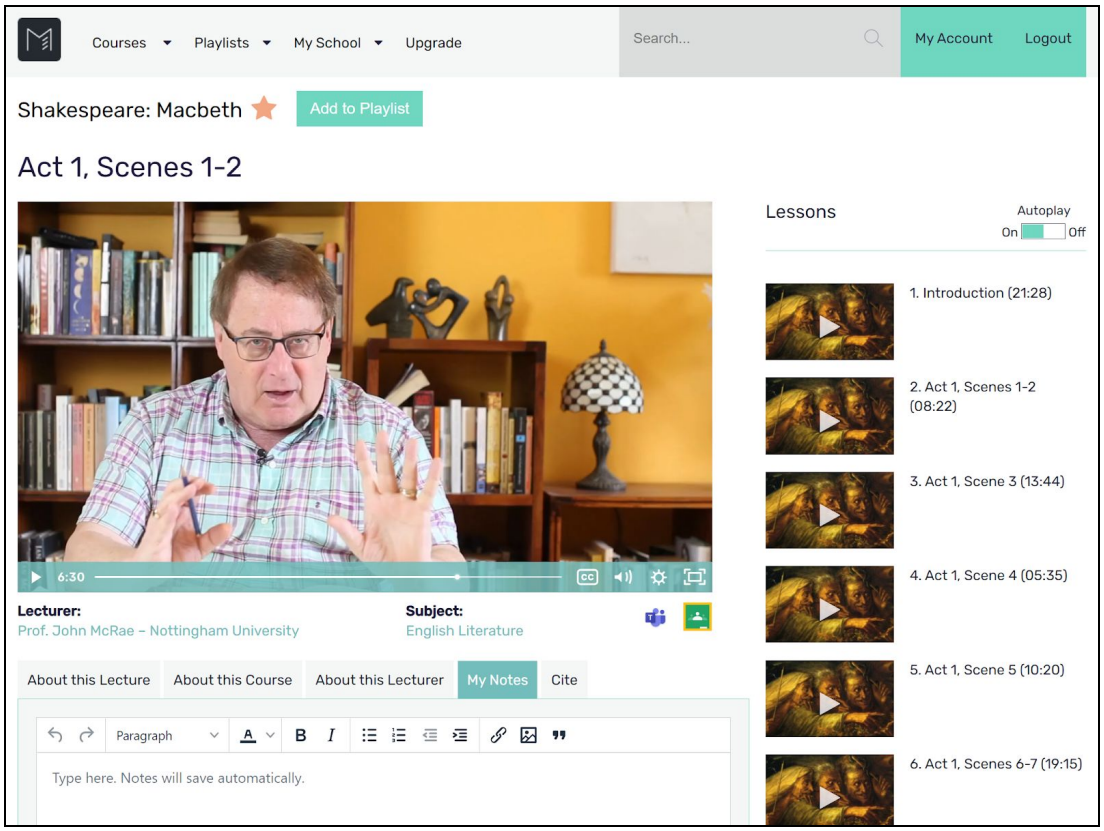

Tips on using MASSOLIT

- MASSOLIT is not just a tool for teachers to assign you work. You have unlimited access to the subject collections your school subscribes to so make use of it!
- Watching lectures and taking notes is a large part of university study. If you have ambitions to go on to higher education, get a leg up using MASSOLIT. You might end up meeting some of these academics one day!
- You can access MASSOLIT from any device with an internet connection! Watch in the library with your laptop, at home on the sofa with your tablet or on the bus with your phone.
- Struggling to decide a topic for your EPQ or extended essay? Start with a search on MASSOLIT!
- When taking notes, jot down some timestamps so that you can quickly find the relevant section if you ever need to return to it.
- Want to show MASSOLIT to your friends or family? MASSOLIT has a YouTube channel with over 80 freely available lectures.

Support

If you need any help using MASSOLIT, contact your teacher or school librarian. However, if you need immediate help out of school hours, please contact support@massolit.io with as much information as possible. Screenshots of your issue will expedite the resolution process.
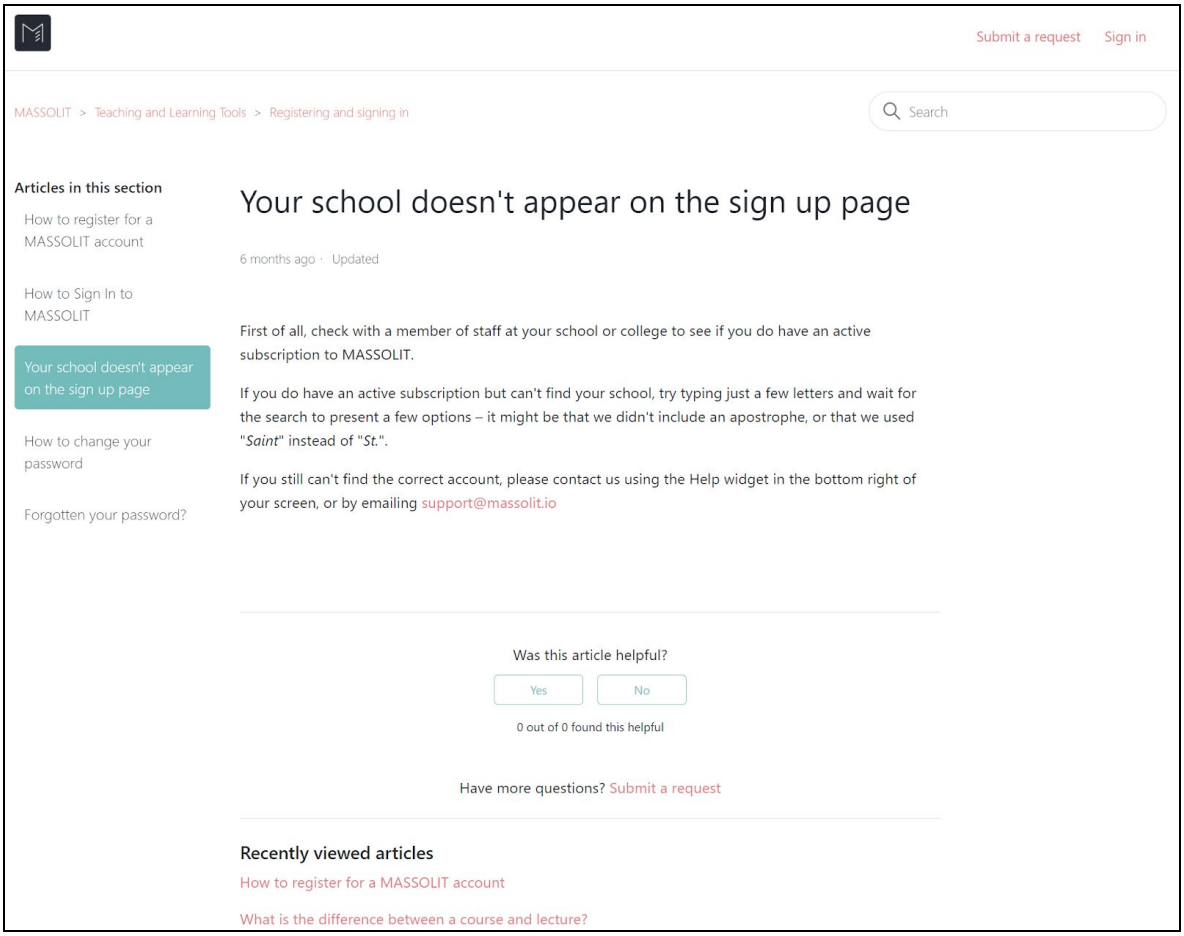
If you would like instructions on how to navigate the site or how to use a specific tool, please consult the MASSOLIT Support Guide: https://support.massolit.io/hc/en-gb.